

IN THE COMMISSIONERS COURT OF
LAMB COUNTY, TEXAS

ORDER ADOPTING REDISTRICTING PLAN
FOR COMMISSIONERS COURT PRECINCTS

BE IT REMEMBERED, that on the 8th day of November, 2021, came on to be considered the issue of periodic redistricting of county political boundaries. This Court has, in due time, given deliberate consideration to the legal issues and of governmental duties imposed by state and federal law. In addition, the Court has previously entered in the minutes of this Court, criteria by which any redistricting plan would be considered, the prior Order establishing criteria being incorporated herein by reference.

This Court has commissioned and has received an Initial Assessment by qualified professionals experienced in the field of redistricting law for the purpose of making a preliminary determination of population distribution between the four commissioners court precincts, and the obligation to comply with "one-person-one-vote" balance as required by applicable state and federal law. This assessment has been filed in the minutes of this Court, and is incorporated by this reference as Exhibit 1, Initial Assessment. A finding, based upon this assessment, recognized the legal duty to redraw political boundaries to comply with applicable law, and a copy of this finding is entered into the minutes of this court, by which reference this prior finding is incorporated into this Order of the Commissioners Court, Exhibit 2, Order Requiring Redistricting.


After convening in Public Hearing for comment upon any and all proposed plans, and after meeting in open session for the purpose of considering alternatives available to the County for modification of existing political boundaries in a manner designed to achieve both acceptable levels of numerical balance between the four commissioners court precincts, and to protect the voting rights of all residents of Lamb County, the Commissioners Court has determined to adopt the redistricting plan attached to this Order in map and data form, Exhibit 3. At a later date, this Court will receive a more complete description of this plan, including a map depiction of all new political boundaries, polling places, election precinct


boundaries, and any affect such changes in Commissioners Court precincts may have upon Justice of the Peace/Constable precincts. This supplemental order will be taken up and considered by the Court after public notice as required by law.


IT IS THEREFORE ORDERED ADJUDGED AND DECREED that the Redistricting Plan depicted in the maps and data attached to this Order are hereby APPROVED and ADOPTED by the Commissioners Court of Lamb County, Texas. Upon final approval of the supplemental data to be provided at a later date, the Redistricting Plan, Proposal A adopted by this Order shall be effective immediately for use in the 2022 Primary and for all subsequent elections until changed or modified by later Order of this Court.


Signed this 8th day of November 2021.


County Judge, Lamb County



Commissioner, Precinct 1



Commissioner, Precinct 2


Commissioner, Precinct 3


Commissioner, Precinct 4

ATTEST:


County Clerk, Ex Officio Clerk of the
Lamb County Commissioners Court



Lamb County, Texas

	Actual Pop.	Ideal Pop.	Deviate	Relative Deviation
Precinct 1	3210	3261	-51	-1.57%
Precinct 2	3300	3261	39	1.19%
Precinct 3	3257	3261	-4	-0.13%
Precinct 4	3278	3261	17	0.51%
Total	13045	13045		
Total Maximum Deviation	3.86%			

2010 Pop	2020 Pop	Change	% Change
13977	13045	-932	-7.1%

Total Maximum Deviation above 10%
requires redistricting

Maximum Deviation less than than 5% is
desireable if possible.

Ethnic Racial Data-Total

	Anglo	Black	Am. Ind.	Asian	Hispanic	Haw/Pac Is	Other	Multi	Totals	%
Precinct 1	801	141	5	0	2263	1	3	27	3241	24.84%
Precinct 2	1229	44	4	0	1949	2	4	37	3269	25.06%
Precinct 3	1525	95	2	4	1557	2	7	65	3257	24.97%
Precinct 4	1426	112	4	0	1680	0	10	46	3278	25.13%
Total	4981	392	15	4	7449	5	24	175	13045	100.00%
% of County	38.18%	3.00%	0.11%	0.03%	57.10%	0.04%	0.18%	1.34%	100.000%	

Ethnic %

Precinct 1	24.71%	4.35%	0.15%	0.00%	69.82%	0.03%	0.09%	0.83%	100.00%
Precinct 2	37.60%	1.35%	0.12%	0.00%	59.62%	0.06%	0.12%	1.13%	100.00%
Precinct 3	46.82%	2.92%	0.06%	0.12%	47.80%	0.06%	0.21%	2.00%	100.00%
Precinct 4	43.50%	3.42%	0.12%	0.00%	51.25%	0.00%	0.31%	1.40%	100.00%

Voting Age Ethnic Racial Data

	Anglo	Black	Am. Ind.	Asian	Hispanic	Haw/Pac Is	Other	Multi	Totals	%
Precinct 1	627	107	5	0	1524	1	2	24	2290	24.08%
Precinct 2	997	30	3	0	1321	2	0	20	2373	24.95%
Precinct 3	1258	69	2	3	1016	2	6	42	2398	25.21%
Precinct 4	1182	85	3	0	1138	0	6	36	2450	25.76%
Total	4064	291	13	3	4999	5	14	122	9511	100.00%
% of County	42.73%	3.06%	0.14%	0.03%	52.56%	0.05%	0.15%	1.28%	100.000%	

Voting Age %

Precinct 1	27.38%	4.67%	0.22%	0.00%	66.55%	0.04%	0.09%	1.05%	100.000%
Precinct 2	42.01%	1.26%	0.13%	0.00%	55.67%	0.08%	0.00%	0.84%	100.000%
Precinct 3	52.46%	2.88%	0.08%	0.13%	42.37%	0.08%	0.25%	1.75%	100.000%
Precinct 4	48.24%	3.47%	0.12%	0.00%	46.45%	0.00%	0.24%	1.47%	100.000%

Lamb County, Texas

